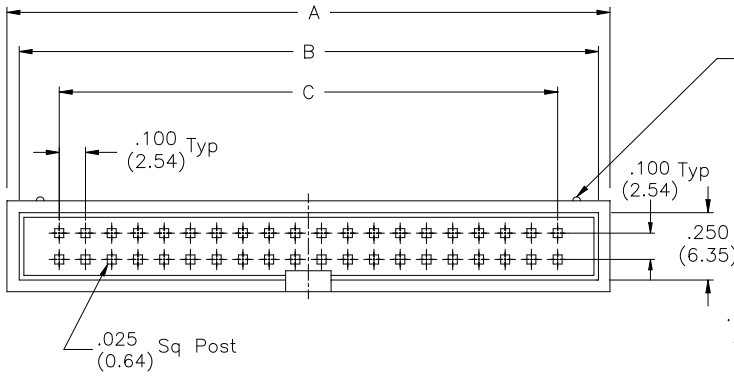
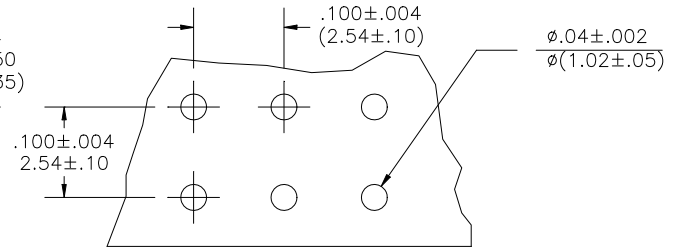


SUNRIDGE

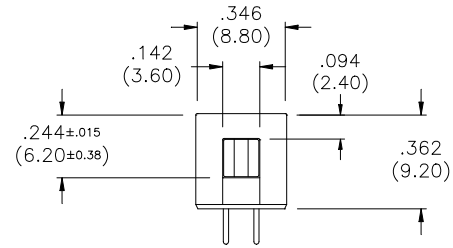
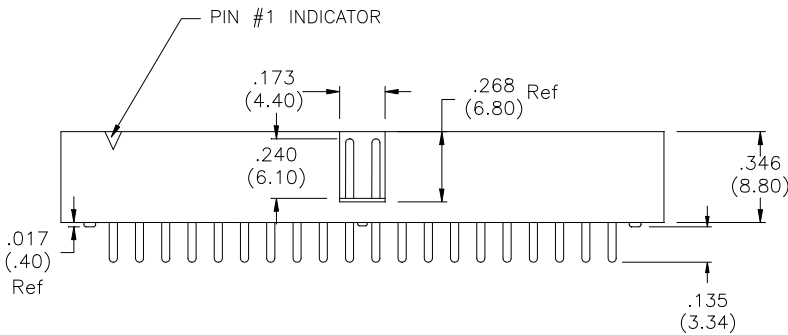
74XX2- SERIES: FOUR WALL HEADER, VERTICAL MOUNT, THROUGH HOLE



FLAT SIDEWALL FOR 40P & 50P HEADERS,
STANDOFF .008" FOR ALL OTHER SIZES



RECOMMENDED PCB LAYOUT



P/N DESIGNATION

74 2- -

1 2 3 4

- 1: NO. OF CONTACT
- 2: HOUSING MATL (FOR 40P&50P HEADERS):
 - 0: PBT (FOR WAVE SOLDERING)
 - 1: PPS (FOR IR SOLDERING)
- 3: GOLD PLATING THICKNESS OPTIONS:
 - T: TIN PLATED
 - 0: GOLD FLASH
 - 2: 10 u" GOLD
 - 3: 15 u" GOLD
 - 6: 30 u" GOLD
- 4: CONFIGURATION OPTION
 - BLANK: STANDARD CONFIGURATION AS SHOWN:
 - 01: PIN #20 VOIDED (FOR 40 PIN HEADER)
 - 02: AND UP: RESERVED FOR OTHER CUSTOM OPTIONS.

NO. OF POSITIO N	BASIC P/N	DEMENSIONS IN (MM)		
		A	B	C
10	74102-	.800(20.32)	.700(17.78)	.400(10.18)
14	74142-	1.000(25.40)	.900(22.86)	.600(15.24)
16	74162-	1.100(27.94)	1.000(25.40)	.700(17.78)
20	74202-	1.300(33.02)	1.200(30.48)	.900(22.86)
24	74242-	1.500(38.10)	1.400(35.36)	1.100(27.94)
26	74262-	1.600(40.64)	1.500(38.10)	1.200(30.48)
30	74302-	1.800(45.72)	1.700(43.18)	1.400(35.58)
34	74342-	2.000(50.80)	1.900(48.26)	1.600(40.64)
40	74402-	2.300(58.42)	2.200(55.86)	1.900(48.26)
50	74502-	2.800(71.12)	2.700(68.58)	2.400(60.96)
60	74602-	3.300(83.82)	3.200(81.28)	2.900(73.66)
64	74642-	3.500(88.90)	3.400(86.36)	3.100(78.74)